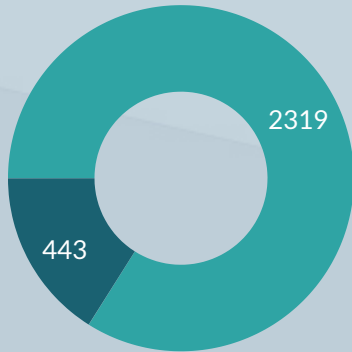


# Dashboard 2020

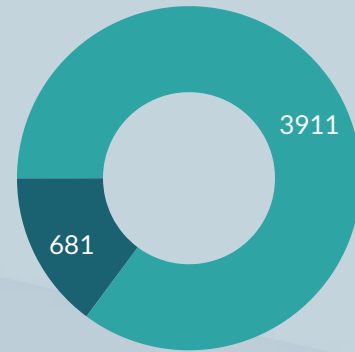
## Learning

Persons (2.762)



■ Fopas persons (83.96%)  
■ Paying persons (16.04%)

Inscriptions (4.592)



■ Fopas partic (85.17%)  
■ Paying partic (14.83%)

## Inscriptions per Learning Type

Groups, workshop, sensibilisation



24%

Combi-learning with group



9%

Learning track with webclasses



53%

e-Learning




12%

## Sessions

Career guidance



53



886

Testing



62

## Outplacement



115



Presence Fopas inscriptions in hours **27.726**



Training hours/person **11,6**



Global **84,8**  
Trainers **90,1**